

How to use the FollowMe printing system

Obtaining a PIN

To be able to use a FollowMe photocopier, you first need to know what your 4 digit PIN is. The PIN can be obtained by navigating to FireFly and clicking on the **FollowME Printing** link under the **Useful Links** section of the Dashboard, highlighted in red below.

Useful Links



E mail



iSAMS



ICT Rooms, iPad
and Meeting Room
Bookings



School Work From
Home



Office 365



ClickView



Follow Me Printing



Mentor Match Me



Daily Notice

Please click the **Obtain/Generate PIN** link as highlighted below in red.

ICT and Computing > FollowMe Printing

FollowMe Printing

Obtaining your FollowMe PIN

Please read the instructions [HERE](#) for more information on how to obtain your FollowMe Printing PIN.

[Obtain/Generate PIN](#)

You may have a PIN already assigned to your account. To find it, click the **show** link highlighted in red below.

Summary

Transaction History

Recent Print Jobs

Jobs Pending Release

Change Details


Web Print


Log Out


Summary

Username	daniel minett (Daniel Minett)
Card/ID number	[show]
Total print jobs	487
Total pages	1,438

Environmental Impact

 1.6% of a tree

 5.9 kg of CO2

 371.7 hours running a 60W light bulb

Since Apr 14, 2015

[Environmental Dashboard](#) ^{en}

If after clicking show you are being shown **(not defined)** then you will need to manually create your PIN. To do this, click **Change Details** highlighted in blue above.

Summary	Change Card/ID Number	
Transaction History	Current number	(not-defined)
Recent Print Jobs		<input type="button" value="Generate number"/>
Jobs Pending Release		
Change Details		
Web Print		
Log Out		

After clicking Change Details, you will need to click **Generate number** as shown above highlighted red to obtain your PIN.

Summary	Change Card/ID Number	
Transaction History	Current number	3852
Recent Print Jobs		<input type="button" value="Generate number"/>
Jobs Pending Release		
Change Details		
Web Print		
Log Out		

The PIN you receive is unique and should be noted down. You can change it anytime using these steps above. There is a limit to the number of changes that can be made.

*The PIN shown in the image (**3852**) **IS NOT** your PIN and has been used as a demonstration.*

Once you have your PIN, you can close the web pages opened in the above steps.